

TASK CATALOGUE

FOR THE

2003 UK PPG NATIONAL CHAMPIONSHIPS

AUTHORITY

This Task Catalogue is to be used in conjunction with the Rules and Regulations for the UK National Championships.

CLARIFICATION

This document is a facsimile of the Task Catalogue for the 2003 World Championships. In that document Part 1 is for all classes, Part 2 is for the 'Classic' Microlight Classes and Part 3 is for PPG's & PPT's. Only Part 3 is reproduced here.

Part 3, Tasks for classes PF1 and PL1

3.A1 PURE NAVIGATION

Objective

To fly a course between as many turn points or markers as possible within the time window and return to the deck.

Scoring

$$\text{Pilot score} = 1000 \times \frac{\text{NBp}}{\text{NBmax}}$$

Where, according to briefing;

Either:

NBp = The number of ground markers and/or turn points a pilot collects in the task

NBmax = The maximum number of markers and/or turn points collected in the task

OR

NBp = the distance flown by the pilot in the task.

NBMax = the maximum distance flown in the task.

3.A2 NAVIGATION, PRECISION & SPEED

Objective

To make a clean take-off from the deck, to fly a course between as many turn points or markers as possible within a given time, and to collect bonus points for landing at designated markers before returning to the deck.

Special rules

- The clock starts the moment the marshal makes the signal to take off.
- At the start, the pilot scores 300 bonus points for a clean take off at the first attempt, 200 for the second, 100 for the third, zero for any attempts thereafter.
- In the case of landing markers, If the pilot elects to switch off his engine at least 5m above the marker and:
 - Makes a first touch on the marker: Landing bonus: 200 points
 - Misses the marker: landing bonus: 50 points
- If the pilot elects to not switch off his engine and:
 - Makes a first touch on the marker: Landing bonus: 100 points
- If the pilot falls over as a result of a landing: zero landing bonuses for that landing.

- If the pilot obstructs another competitor attempting to land at a landing marker penalties will apply.
- The clock stops the moment the pilot either crosses a line or lands back on the deck.
- Any outside assistance: Score zero.

Scoring

$$\text{Pilot score} = \left(500 \times \frac{\text{NBp}}{\text{NBMax}} \right) + \text{Bto} + \left(200 \times \frac{\text{Bld}}{\text{BldMax}} \right)$$

Where, according to briefing;

Either:

NBp = The number of ground markers and/or turn points a pilot collects in the task

NBmax = The maximum number of markers and/or turn points collected in the task

OR

NBp = the distance flown by the pilot in the task.

NBMax = the maximum distance flown in the task.

AND

Bto = Pilot's takeoff bonus points

Bld = Pilot's landing bonus points

BldMax = The maximum landing bonus points achieved.

3.A3 NAVIGATION / ESTIMATED SPEED

Objective

To fly a course between any combination of turn points, markers and gates as defined at the briefing having declared estimated flight times or estimated times of arrival as required at the briefing, and return to the deck.

Special rules

- The value of T, in seconds, will be given at the briefing.

Scoring

$$\text{Pilot score} = \left(700 \times \frac{\text{NBp}}{\text{NBMax}} \right) + (300 - T)$$

Where, according to briefing;

Either:

NBp = The number of ground markers and/or turn points a pilot collects in the task

NBmax = The maximum number of markers and/or turn points collected in the task

OR

NBp = the distance flown by the pilot in the task.

NBMax = the maximum distance flown in the task.

AND

T = The total difference in between pilot's estimated and actual times for all timed sectors. (>=300 = 300)

3.A4 NAVIGATION / ESTIMATED SPEED / PRECISION

Objective

To fly a course between any combination of turn points, markers, landing markers and gates as defined at the briefing having declared estimated flight times as required at the briefing, and return to the deck.

Special rules

- The value of T, in seconds, will be given at the briefing.
- At the start, the pilot scores 150 bonus points for a clean take off at the first attempt, 100 for the second, 50 for the third, zero for any attempts thereafter.
- All landing markers may be attempted with engine on unless the marker is in the landing deck and is the final element in the task.
- If the pilot falls over as a result of a landing: zero landing score for that landing.
- If the pilot obstructs another competitor attempting to land at a landing marker penalties will apply.

Scoring

$$\text{Pilot score} = \left(400 \times \frac{\text{NBp}}{\text{NBMax}} \right) + (250 - T) + \text{Bto} + \left(200 \times \frac{\text{Bld}}{\text{BldMax}} \right)$$

Where, according to briefing;

Either:

NBp = The number of ground markers and/or turn points a pilot collects in the task

NBmax = The maximum number of markers and/or turn points collected in the task

OR

NBp = the distance flown by the pilot in the task.

NBMax = the maximum distance flown in the task.

AND

T = The total difference in between pilot's estimated and actual times for all timed sectors. ($\geq 250 = 250$)

Bto = Pilot's takeoff score

Bld = Pilot's landing points

BldMax = The maximum number of landing points achieved in the task.

3.B1. PURE ECONOMY

Objective

Take-off with a measured quantity of fuel and stay airborne for as long as possible and return to the deck.

Special rules

- Free take-off within the time window.
- Departure from view of the marshals or egress from the permitted flight area will incur penalties.
- Land outside the airfield boundary: Score zero. Land inside the airfield boundary but outside the deck: 20% penalty.

Scoring

$$\text{Pilot score} = 1000 \times \frac{\text{Tp}}{\text{Tmax}}$$

Where:

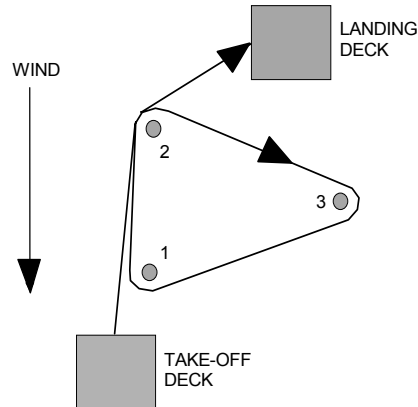
T_p = The pilot's time,

T_{max} = The longest time taken to complete the task

3.B2 ECONOMY & DISTANCE

Objective

To take off from the deck with a given quantity of fuel, fly as many laps as possible around a course not exceeding 1Km in length and land on another deck.



Special rules

- Pilots must not exceed 200ft height at any time, or 30ft whilst rounding pylons.
- Exceeding the height limitations or failure to round a pylon does not score that lap.
- If the pilot or any part of his PPG touches the ground during the task and takes off again, score zero.
- Failure to land in the landing deck: 20% penalty.

Scoring

$$\text{Pilot score} = 1000 \times \frac{L_p}{L_{max}}$$

Where:

L_p = The number of whole laps completed by the pilot

L_{max} = The maximum number of whole laps achieved in the task.

3.B3 ECONOMY & NAVIGATION

Objective

To take off with a given quantity of fuel and locate an unknown number of markers within defined sectors and return to the deck.

Description

Each sector will contain a given IP (initial point) and a FP (finishing point) which may be a turn point, marker or gate. The pilot flies a given track between the IP and FP. An unknown number of markers may be distributed along the track.

Special rules

- Outlanding: Score zero.

Scoring

$$\text{Pilot score} = 1000 \times \frac{NB_p}{NB_{max}}$$

Where:

NBp = The number of ground markers and/or turn points a pilot collects in the task

NBmax = The maximum number of markers and/or turn points collected in the task

3.B4. ECONOMY & PRECISION

Objective

To make a clean take-off in the time window with a given quantity of fuel, stay airborne as long as possible within a defined area and land on landing markers situated within the deck before the end of the time window.

Special rules

- The pilot scores 300 bonus points for a clean take off at the first attempt, 200 for the second, 100 for the third, zero for any attempts thereafter.
- Departure from view of the marshals or egress from the permitted flight area will incur penalties.
- When landing, If the pilot elects to switch off his engine at least 5m above a marker and:

Makes a first touch on the marker: Landing bonus: 200 points

If the pilot elects to not switch off his engine and:

Makes a first touch on the marker: Landing bonus: 50 points

- If the pilot falls over as a result of the landing: zero landing bonus.
- If the pilot obstructs another competitor attempting to land at a landing marker penalties will apply.

Scoring

$$\text{Pilot score} = \left(500 \times \frac{Tp}{T_{\max}} \right) + B_{to} + B_{ld}$$

Where:

TP = The pilot's time

Tmax = The longest time taken to complete the task

Bto = Takeoff bonus points

Bld = Landing bonus points

3.B5 SPEED TRIANGLE AND OUT AND RETURN

Objective

With limited fuel, to fly around a circuit in the shortest possible time, return to the deck, and then, with the pilots remaining fuel fly in a given direction as far as possible and return to the deck.

Description

Fuel quantity allowed: (Suggested: 6 litres)

Part 1: Speed; The pilot take off time is noted. The pilot flies to one or more turnpoints and returns to the deck where he is timed.

Part 2: Distance; The pilot then flies in a given direction to a point of pilot choice, photographs it, and returns to the deck.

Special rules

- Land out before completing part 1: Score zero.
- Land out before completing part 2: Score zero for part 2.
- IMPORTANT: The point the pilot photographs as his point of greatest distance in part 2 MUST be clearly and unequivocally interpretable onto the official map. It is

recommended the pilot takes several views of the point to confirm his position in relation to surrounding features and also takes back-up photos of earlier points along his route.

- Failure to takeoff or land entirely in the deck: 20% penalty.

Scoring

$$\text{Pilot score} = \left(500 \times \frac{t_{\text{Min}}}{t_{\text{p}}} \right) + \left(500 \times \frac{d_{\text{p}}}{d_{\text{Max}}} \right)$$

Where:

t_{p} = the pilot's time,

t_{Min} = The best time (Part 1)

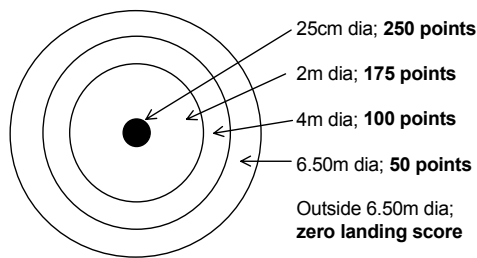
d_{p} = the pilot's distance

d_{Max} = the greatest distance (Part 2)

3.C1. PRECISION TAKE-OFF AND LANDING

Objective

To make a clean take off at the first attempt in the deck, and subsequently land as near as possible to a point.



Description

The pilot is permitted four takeoff attempts, climbs to 500ft overhead the target, cuts the engine before passing through a gate and tries to make a first touch as near as possible to the centre of a target consisting of a series of concentric circles.

Special rules

- The pilot scores 250 points for a clean take off at the first attempt, 170 for the second, 90 for the third, zero for the fourth.
- The circuit to be flown will be detailed at briefing.
- The first touch of the ground by the pilot's foot is the point from which the pilot's score will be derived. A first touch on the line scores the higher score.
- Contestants will be awarded a zero score if the pilot or any part of the aircraft touching the ground outside the deck while undertaking the task.
- Contestants will be awarded a zero landing score for:
 - Engine not stopped before the gate.
 - Gate not passed correctly.
 - Falling over as a result of the landing.

Scoring

$$\text{Pilot score} = (B_{\text{to}} + B_{\text{ld}})$$

Where:

B_{to} = Takeoff points

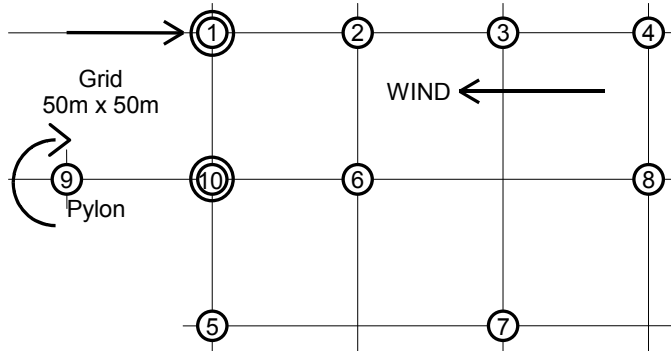
B_{ld} = Landing points

3.C2. PRECISION CIRCUIT IN THE SHORTEST TIME

Objective

To strike a number of targets laid out in a given order in the shortest possible time and return to the deck.

Description



8 targets 2m in height are laid out 50M apart in two arrays. The first array has 4 targets in a straight line, the second array has 4 targets in a slalom.

A further target is placed 50M behind target 10 to serve as a pylon which must be flown round (by the body of the pilot) before target 10 is struck.

Special rules

- A valid strike on a target is one where the pilot or any part of the PPG has been clearly observed to touch it.
- To count as a strike, target No. 9, the pylon, must be rounded in a CLOCKWISE direction.
- A strike on target 1 starts the clock, a strike on target 10 stops the clock.
- Pilots may have only one attempt at striking each target except for the first and last targets where three attempts at each are permitted.
- Failure to strike the first or last target or touch the ground at any point between them: score zero.

Scoring

$$Q = \frac{NQ^3}{Sp} \quad \text{Pilot Score} = \left(1000 \times \frac{Q}{Q_{\max}} \right)$$

Where:

NQ = The number of targets struck by the pilot

Sp = The pilot's elapsed time in seconds between striking target 1 and target 10

3.C3. SLOW / FAST SPEED

Objective

To fly a course as fast as possible and then return along the course as slow as possible.

Description

A straight course between 250m and 500m long and 25m wide is laid out with gates at each end. The pilot makes a timed pass along the course as fast as possible, returns to the start, and makes a second timed pass in the same direction as slow as possible.

Special rules

- For each leg, the clock starts the moment the pilot passes the first gate and stops the moment he passes the second.

- If the pilot or any part of his PPG touches the ground during the first leg: VP1 = zero and EP = zero
- If the pilot or any part of his PPG touches the ground during the second leg: VP2 = zero and EP = zero
- If the pilot zigzags or if the body of the pilot overflies a side of the course or exceeds 2m above ground: Score zero.
- The maximum time allowed for a pilot to complete each leg of the course is 5 minutes.

Scoring

$$\text{Pilot score} = \left(125 \times \frac{Vp_1}{V_{\max}}\right) + \left(125 \times \frac{V_{\min}}{Vp_2}\right) + \left(250 \times \frac{Ep}{EMax}\right)$$

Where:

Vmax = The highest speed achieved in the task, in Km/H

Vp1 = The speed of the pilot in Km/H in the first leg of the task

Vmin = The lowest speed achieved in the task, in Km/H

Vp2 = The speed of the pilot in Km/H in the second leg of the task

Ep = The difference between the pilot's slowest and fastest speeds, in Km/H

Emax = The maximum difference between slowest and fastest speeds, in Km/H

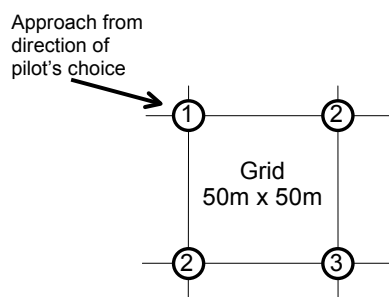
3.C4 THE FOUR STICKS

Objective

This task is intended as a small break task between elements of an overall task.

Description

There are 4 standard kicking sticks set at the corners of a 50m x 50m square. The pilot must kick 3 of the 4 sticks. The first stick the pilot kicks may be any of the 4 sticks. The third stick the pilot kicks must be diagonally opposite the first, the second stick may be either of the two other sticks.



Special rules

- If this task is used to take a time for the purposes of an element of the overall task then the time shall be taken the moment the pilot strikes the first stick.
- The pilot may have as many attempts as necessary at striking the first stick.
- Only ONE attempt is allowed at kicking both the second and third sticks.
- There shall be one group of 4 sticks for every 15 competitors in the task.
- On approach to the task, pilots should choose a "free" group of sticks. However if, in the opinion of the marshals on duty a conflict with another aircraft existed (depending on the overall task, for example if there is a timing involved) both should kick only one stick and then depart on the rest of the overall task. Both

pilots will then be given the opportunity to have ONE further attempt at this task as soon as possible after the end of the overall task.

Scoring

The scoring should be integrated into the overall task as NQ. If the pilot fails to kick either the second or third stick then for each stick then the penalty shall be no more than 5% of the overall task score.

3.C5 PRECISION TAKE-OFF AND LANDING

Objective

To make a clean take off at the first attempt in the deck, and subsequently land as near as possible to a point.

Description

The pilot is permitted four takeoff attempts, climbs to 500ft overhead the target, cuts the engine before passing through a gate and tries to make a first touch as near as possible to the centre of a target.

Special rules

- The pilot scores 250 points for a clean take off at the first attempt, 170 for the second, 90 for the third, zero for the fourth.
- The circuit to be flown will be detailed at briefing.
- The first touch of the ground by the pilot's foot is the point from which the pilot's score will be derived.
- Contestants will be awarded a zero score if the pilot or any part of the aircraft touching the ground outside the deck while undertaking the task.
- Contestants will be awarded a zero landing score for:

Engine not stopped before the gate.

Gate not passed correctly.

Falling over as a result of the landing.

Scoring

$$\text{Pilot score} = Bto + \left(250 \times \frac{Dp}{Dmin} \right)$$

Where

Bto = Pilot's takeoff score.

Dmin = x - the closest distance to the target achieved by any pilot.

Dp = x - the pilot's distance to the target (> x m = zero landing score).

The value of x, in metres will be given at briefing but may be between 10 and 25 metres depending on the meteorological conditions. This outer circle should be marked by cones or some other visual indication.

3.C6 SHORT TAKE-OFF OVER A FENCE

Objective

To take off and clear a fence from as short a distance as possible. This task is intended to be included as a small element of another task.

Description

A fence 2m high and 10m long is manoeuvred into a position of pilot choice.

When takeoff permission is granted, pilots takes off and tries to fly over the fence. Maximum distance of pilot's feet on the ground to the fence is scored.

Special rules

- If the pilot's feet have not left the ground and the line of the fence is not reached at the first attempt then one second attempt is permitted.
- Zero fence score for breaking the fence or weaving.

Scoring

The scoring should be integrated into the overall task scoring as F. If the pilot fails to clear the fence then the penalty shall be no more than 10% of the overall task score.

$$\text{Pilot score} = \left(100 \times \frac{F_{\min}}{F_p} \right)$$

Where

F_{\min} = The shortest distance in metres for a takeoff over the fence

F_p = The pilot's takeoff distance to clear the fence.

Notes

A fence may simply be 2 kicking sticks with a plastic tape between.

To prevent unnecessary delay the fence should only be brought to the pilot when he is ready to take off.

The pilot should not be told the distance he is from the fence, the distance should be at the sole visual judgement of the pilot.

The distance measured is the maximum distance the pilot is away from the fence whilst touching the ground, thus if the pilot steps away from the fence during launch then this distance should be included.

The job of holding the two poles supporting the fence can be quite hazardous; it should be entrusted to marshals experienced in PF operations.

3.C7. PRECISION CIRCUIT IN THE SHORTEST TIME ('Clover leaf slalom')

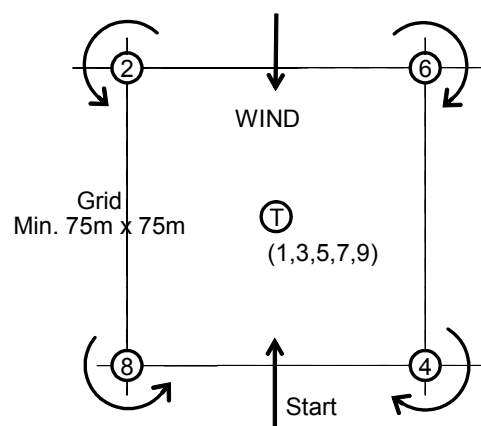
Objective

To strike a number of targets laid out in a given order in the shortest possible time and return to the deck.

Description

4 pylons 2m in height are laid out at the corners of a 75M square. A fifth target is set at the centre of the square.

The pilot enters the course into wind and strikes the target T (strike 1). At this point the clock starts. The pilot flies around pylon 2 and returns to kick the stick T (strike 3), he then flies around pylon 4 and returns to kick the stick T (strike 5). This continues until all four pylons have been rounded. The clock stops when target T is kicked for the last time (strike 9).



Special rules

- A valid strike on the target T is one where the pilot or any part of the PPG has been clearly observed to touch it.
- To count as a strike, the pilot's body must be clearly seen to round each pylon and pylons 2 & 8 must be rounded in an ANTI CLOCKWISE direction and pylons 4 & 6 must be rounded in a CLOCKWISE direction.

- A strike on target 1 starts the clock, a strike on target 9 stops the clock.
- Pilots may have only one attempt at striking each target except for the first and last targets where three attempts at each are permitted.
- Failure to strike the first or last target or round at least one pylon or touch the ground at any point between them: score zero.
- The grid may be opened up to max. 100M at the briefing if the meteorological conditions dictate.

Scoring

$$Q = \frac{NQ^3}{Sp} \quad \text{Pilot Score} = \left(500 \times \frac{Q}{Q_{\max}} \right)$$

Where:

NQ = The number of targets struck by the pilot

Sp = The pilot's elapsed time in seconds between striking target 1 and target 9

Note:

For PPT's the target T may be replaced by a 4m x 4m landing marker.

A valid strike is when the first touch by the pilot or any wheel is made inside the landing marker.

The landing marker is surrounded by a circle of 10m radius. Touch the ground at any time outside this circle: Score zero.

3.C8. PRECISION CIRCUIT IN THE SHORTEST TIME ('Japanese slalom')

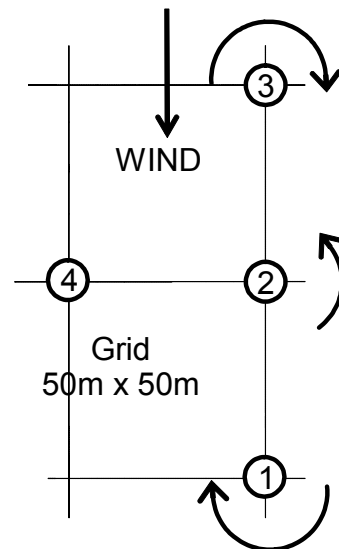
Objective

To strike a number of targets laid out in a given order in the shortest possible time and return to the deck.

Description

4 pylons 2m in height are laid out on a 50m x 50m grid.

The pilot enters the course into wind and strikes target 1. At this point the clock starts. The pilot then strikes targets 2 and 3. He then returns to fly clockwise around target 1 (strike 4), anticlockwise around target 2 (strike 5) and clockwise around target 3 (strike 6). He then returns to strike target 1 (strike 7), target 4 (strike 8) and target 3 (strike 9). The clock stops when target 3 (strike 9) is kicked.



Special rules

- A valid strike on a target is one where the pilot or any part of the PPG has been clearly observed to touch it
- When targets are acting as pylons, to count as a strike, the pilot's body must be clearly seen to round it, pylons 1 & 3 must be rounded in a CLOCKWISE direction and pylon 2 must be rounded in an ANTI CLOCKWISE direction.
- A strike on target 1 starts the clock, a strike on target 9 stops the clock.
- Pilots may have only one attempt at striking each target except for the first and last targets where three attempts at each are permitted.
- Failure to strike the first or last target or touch the ground at any point between them: score zero.

Scoring

$$Q = \frac{NQ^3}{Sp} \quad \text{Pilot Score} = \left(500 \times \frac{Q}{Q_{\max}} \right)$$

Where:

NQ = The number of targets struck by the pilot

Sp = The pilot's elapsed time in seconds between striking target 1 and target 9

Note:

For PPT's the targets that must be kicked may be replaced by a 4m x 4m landing marker placed next to the sticks.

A valid strike is when the first touch by the pilot or any wheel is made inside the landing marker.

Each landing marker is surrounded by a circle of 10m radius. Touch the ground at any time outside this circle: Score zero.

3.N1 NOISE IN CLIMB

Objective

From a stationary position on the ground in front of a line and using a fixed throttle (and propeller pitch) setting of pilot choice, the pilot takes off and climbs in a straight line over a microphone set 300m distant from the line. The max noise in dBA of the aircraft is measured.

Special rules

- Weaving, failure to fly directly over the microphone, changing throttle or propeller pitch setting: Zero score.

Scoring

$$\text{Pilot score} = 500 \times \left(\frac{n_{\text{Min}}}{nP} \right)$$

Where:

nMin = The minimum noise in dBA achieved in the class

nP = The noise achieved by the pilot in dBA

3.N2 MINIMUM NOISE IN LEVEL FLIGHT

Objective

To fly two legs of a course in opposite directions as quietly as possible.

Description

The course is between two points 300m apart and must be flown in a straight line at a height of 25ft (± 10ft). at a pilot selected constant throttle and propeller pitch setting. The microphone is positioned 100m offset from the centreline and equidistant from the two points.

Special rules

- Weaving, changing height, throttle or propeller pitch setting whilst in the course: Zero score for that run.

Scoring

$$\text{Pilot score} = \left(250 \times \left(\frac{n_{\text{Min}_1}}{nP_1} \right) \right) + \left(250 \times \left(\frac{n_{\text{Min}_2}}{nP_2} \right) \right)$$

Where:

nMin1 and nMin2 = The minimum noise in dBA achieved on each run in the class.

nP1 and nP2 = The noise achieved by the pilot in dBA on each run.